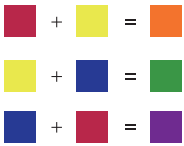


Clay Colour
粘土颜色




Colour Mixing
颜色混合




Try to mix more colors by your imagination.
更多配色，等你来试

Connect the Modules
将模块连接起来



Put Them in the Box
将它们放入盒子



Put out the LED through the hole
将小灯穿过小孔


Equip the batteries
装上电池

Fix the sensor According to
the picture
固定传感器探头靠近洞口


Open the power switch
打开电源开关

* 3xAA battery is not included
7号电池请自行购买


Pink Shell
粉色贝壳




Small Goldfish
小金鱼




Coral
珊瑚




Starfish
海星



Yellow LED shell
黄色LED贝壳



Light Bulb Fish
灯笼鱼



The Effect Reference
效果参考图



Notice

- Fully knead before use.
- Sealed for preservation, avoid direct sunlight.
- Spring some water to continue kneading if the surface is dry.
- Let it dry naturally in the air.
- Prohibit children from eating the clay or choking.
- Fully dry the electronic component, if it got wet.
- Slowly pull and plug to replace the LEDs.
- Check the battery if the LEDs can't be light up.

注意事项

- 使用前要充分揉捏。
- 使用后要密封保存，避免阳光直射。
- 使用时表面如有干硬状请喷洒少许水。
- 制作完成后请自然干燥，无需加热干燥。
- 不适合三岁以下儿童使用，慎防儿童吞食。
- 如果电子元件不慎进水请充分干燥以后使用。
- 更换LED小灯的时候请慢慢拔插。
- 如果发现小灯不亮，请检测电池是否没电了。

电话: 021-61620183
传真: 021-61001657
网址: www.dfrobot.com.cn
地址: 上海市浦东新区亮秀路112号Y1座615室

Tel: 021-61620183
Fax: 021-61001657
Web: www.dfrobot.com
Address: Rm 615, Bld. Y1, No.112 Liangxiu Rd, Pudong, Shanghai, China



User Manual
用户手册